

A photograph of four students sitting on stone steps outdoors. They are gathered around a book, looking at it together. One student is pointing at the text. The scene is brightly lit, suggesting daytime. A semi-transparent green banner is overlaid across the middle of the image, containing the main title and subtitle. The Hobsons logo is in the bottom left corner.

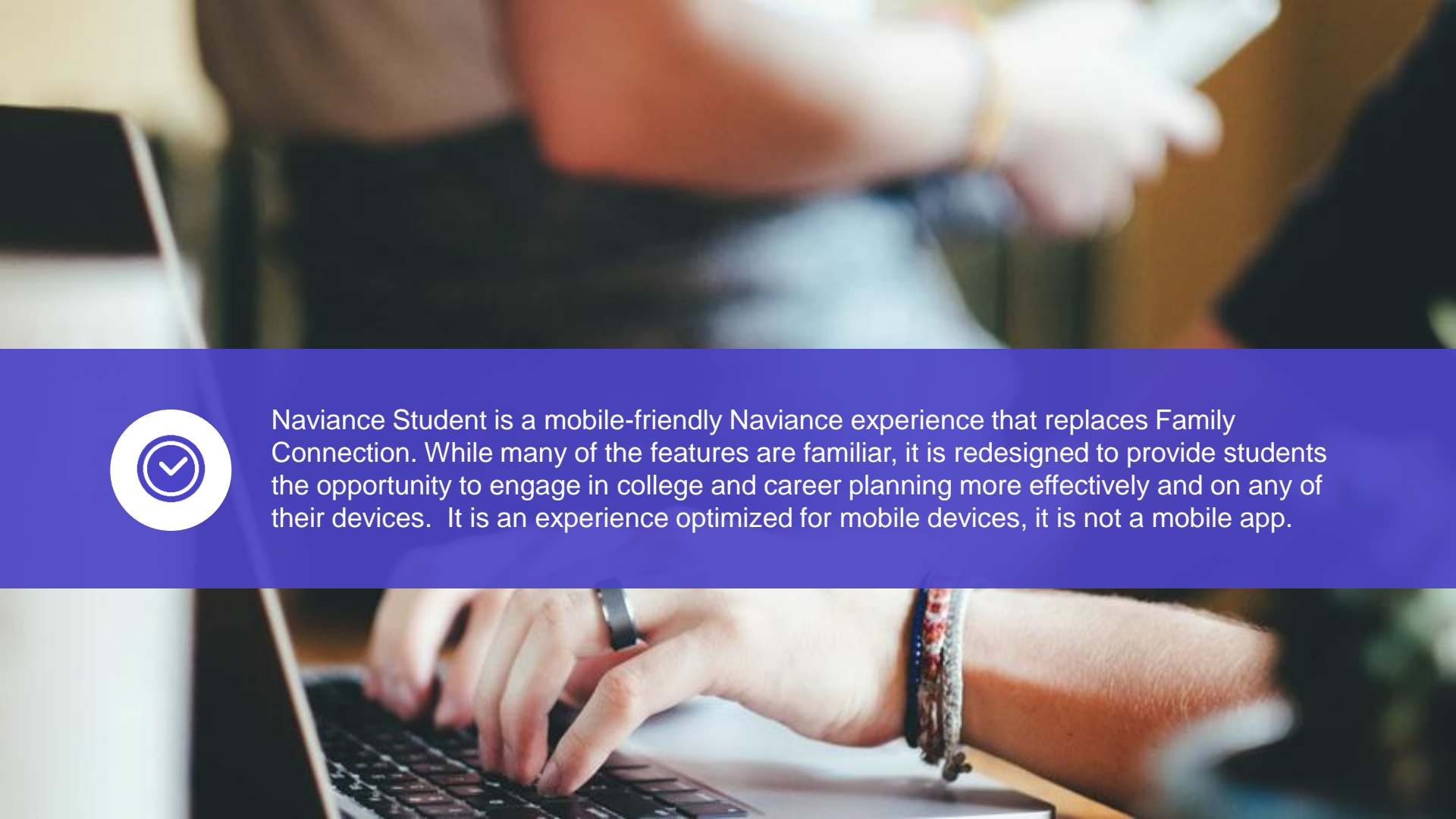
What's New in Naviance Student

GNSHS • Fall, 2018

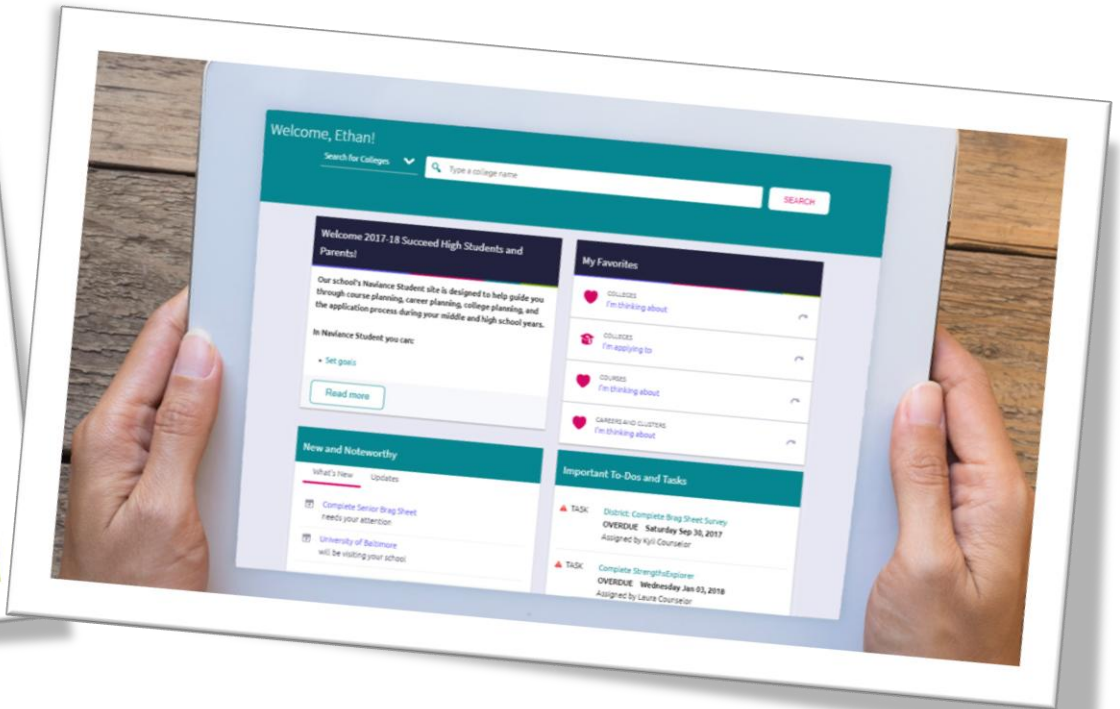
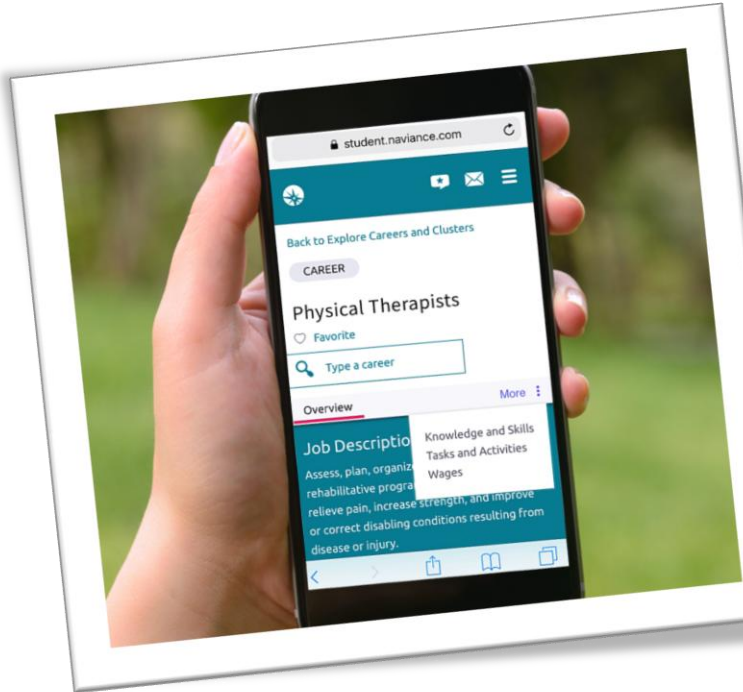
HOBSONS ▶



Naviance Student is a mobile-friendly Naviance experience that replaces Family Connection. While many of the features are familiar, it is redesigned to provide students the opportunity to engage in college and career planning more effectively and on any of their devices. It is an experience optimized for mobile devices, it is not a mobile app.



Ready to be Used on Any Device!



How do you access Naviance Student?

The screenshot shows the website for William A. Shine Great Neck South High School. At the top, there is a dark navigation bar with links for 'GNPS', 'OUR SCHOOLS', and 'TRANSLATE'. Below this is the school's logo, which includes the letters 'GNPS' in a stylized font and the text 'Established 1914'. To the right of the logo is the school's name and the tagline 'Where Discovery Leads to Greatness'. A 'Students' button is visible on the right side. Below the main header is a blue navigation bar with links for 'HOME', 'ABOUT US', 'ADMIN', and 'DEPARTMENTS'. A large banner image is partially visible below the navigation bar. On the right side of the page, there is a list of links: 'CAMPUS STUDENT PORTAL', 'SHS NAVIANCE' (highlighted in yellow with a blue arrow pointing to it), 'THE SOUTHERNER', 'GNPS GOOGLE E-MAIL', 'CLUBS AND ACTIVITIES', and 'CAREER INTERNSHIP PR'.

Log in with your previously assigned username/password

To access on your device, do the same thing via your device's browser



Welcome to Naviance Student

Email or Username

Password

Remember me

[Forgot your password?](#)

Login

[Need additional help?](#)

Are you new here?

[I'm a guest](#)

[I need to register](#)

Naviance Sales High School

3033 Wilson Blvd
Suite 500

Arlington, VA 22201

p: 703-859-7300

www.naviance.com

[Privacy Policy](#)

New Features

Expanded Accessibility

Visual impairment

- Increased font size
- Screen reader compatible
- Better color contrast ratios

Auditory impairment

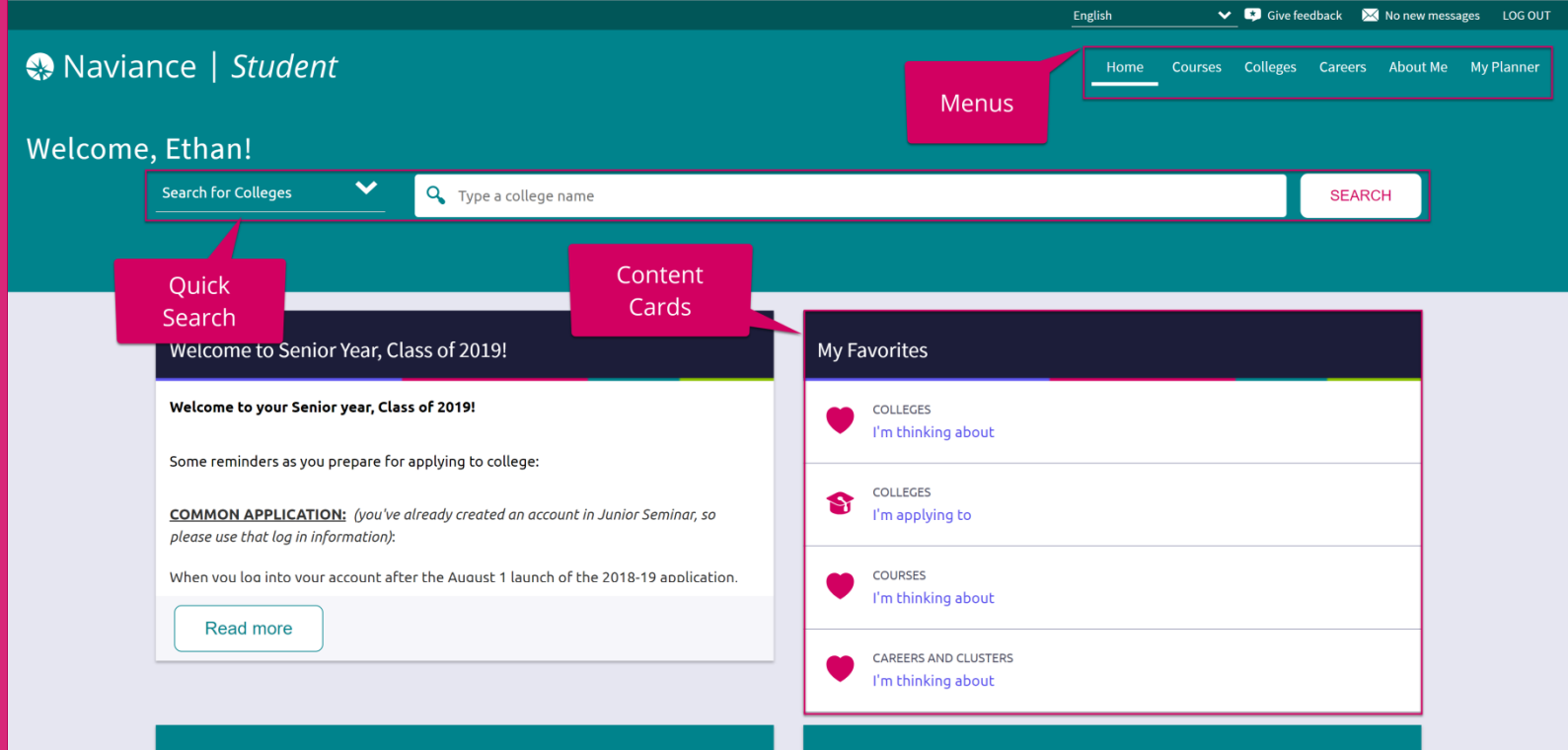
- Closed caption on videos

Motor disabilities

- Keyboard Navigation

Naviance Student will be WCAG 2.0 AA compliant by August 2018

How do I navigate Naviance Student?



Content Cards

Content cards provide the framework for a mobile-friendly design.

Menu Navigation

With no tabs in sight, Naviance Student is modernized with menu navigation, making all of the features easy to find.

Quick Search

Use Quick Search to quickly locate colleges and careers of interest without navigating to the related menus.

Home Page

The screenshot shows the Naviance Student Home Page. At the top, there is a navigation bar with the Naviance logo and the word "Student". On the right side of the navigation bar, there are links for "Home", "Courses", "Colleges", "Careers", "About Me", and "My Planner". The "Home" link is highlighted with a red box. Below the navigation bar, there is a welcome message "Welcome, Ethan!" and a search bar for colleges. The main content area is divided into four numbered sections: 1. "Welcome to Senior Year, Class of 2019!" which includes a welcome message and a "Read more" button. 2. "My Favorites" which lists favorite colleges, courses, and careers. 3. "Important To-Dos and Tasks" which lists two overdue tasks with their due dates and assigned counselors. 4. "What's New" which shows a recent comment on a goal.

1. **Welcome Message:** Look for important school-related messages.
2. **My Favorites:** Easily access lists of the colleges, courses, and careers you've favorited.
3. **Important To-Dos and Tasks:** Get easy access to upcoming or overdue To-Dos and Tasks.
4. **What's New:** Search for and keep track of scholarships.

Colleges Page

The screenshot shows the Hobsons Colleges page with a teal header and a white search bar. Below the search bar, there are five numbered sections:

- 1 Find Your Fit:** Includes links for SuperMatch, SuperMatch®, College Match, Scattergrams, Advanced College Search, and College Lookup. A "Show less" button is at the bottom.
- 2 Research Colleges:** Includes links for "COLLEGES I'm Thinking About", College Compare, College Resources, Acceptance History, Enrichment Programs, and College Maps. A "Show less" button is at the bottom.
- 3 Apply to Colleges:** Includes links for "COLLEGES I'm applying to", Letters of Recommendation, College Events, Manage Transcripts, and Test scores. A "Show less" button is at the bottom.
- 4 Scholarships and Money:** Includes links for "SCHOLARSHIPS I'm Applying To", Scholarship List, Scholarship Match, and National Scholarship Search. A "Show less" button is at the bottom.
- 5 College Visits:** Includes a "Show more" button.

- 1. Find Your Fit:** Use tools like SuperMatch and Scattergrams to identify your best-fit college.
- 2. Research Colleges:** Dig deeper into colleges of interest using tools like Acceptance History.
- 3. Apply to Colleges:** Manage college applications and corresponding documentation.
- 4. Scholarships & Money:** Search for and keep track of scholarships.
- 5. College Visits:** Check out and sign up for colleges visiting the school.

New and Improved SuperMatch

Tooltips guide you through searching over 20 new filters to find your best-fit institution.

The screenshot shows the SuperMatch College Search interface. At the top, there's a navigation bar with 'SuperMatch College Search' and 'About SuperMatch'. Below that, a 'Choose Fit Criteria' section lists various filters like Location, Academics, Admission, Diversity, Institution Characteristics, Cost, Student Life, Athletics, and Resources. The 'Your Fit Criteria' section shows 5 selected criteria, with 'Must Have' and 'Nice to Have' boxes. The 'Your Results' section displays a table of search results for Western New England University, including a 100% fit score, a 'Why?' button, and various college details. Callouts highlight the 'Why?' button and the 'Pin and Favorite' options.

SuperMatch College Search About SuperMatch

Choose Fit Criteria Location Academics Admission Diversity Institution Characteristics Cost Student Life Athletics Resources

Your Fit Criteria Saved Searches Choose one Save Search Start Over

5 selected criteria
To refine your results, use the arrows to move your criteria into the "Must Have" and "Nice to Have" boxes.

Must Have
Location [7] Major [1] Campus Surroundings [1]

Nice to Have
Internships and Co-ops Offers Study Abroad

Your Results Your results include 15 institutions with a fit score of 90% or above

	Fit Score		Cost	Admission Info
Western New England University Springfield, MA, Small City 4 year, Private nonprofit ★ PINNED ♥ FAVORITE	100% Why?	Coed % Male/Female 55-45 Out of State 49% Minorities 18%	Tuition & Fees \$31,730 Room & Board \$12,894	Acceptance Rate 80% Accepts Common App App Fee \$40 Test Optional

Search by Col... 1 PINNED THINKING ABOUT 0 APPLYING TO 0

See WHY a College got a Certain Fit Score.

Pin and Favorite Colleges of Interest

Compare your Pinned Colleges

College Profiles

Get a lot of great information, including info about student life, admissions, and costs!

Check out Scattergrams for this college using the Admissions tab

The screenshot displays the Naviance Student interface for Villanova University. The top navigation bar includes 'HOME', 'Courses', 'Colleges', 'Careers', 'About Me', and 'My Planner'. The main content area is divided into sections: 'Overview', 'Studies', 'Student Life', 'Admissions', and 'Costs'. A red arrow points to the 'Admissions' tab, which is active. Below the 'Admissions' tab, a scattergram titled 'Scattergrams | Applications for Naviance Sales High School' is shown. The scattergram compares 'Unweighted GPA' (y-axis, 0.50 to 5.00) with 'SAT (1600 Scale)' (x-axis, 1000 to 1600). The data points are represented by green 'L' shapes and red 'X' marks. A red arrow points to the 'Admissions' tab in the top navigation bar. A red callout bubble says 'Easily Favorite' next to the Villanova University logo. Another red callout bubble says 'Learn More in Each Section' next to the 'Learn More' button. At the bottom of the interface, there are buttons for 'Colleges: I'm Thinking About 21', 'I'm Applying To 7', 'Events', and 'Upcoming Visits'. The HOBSON'S logo is visible in the bottom right corner.

Request Transcripts

In order to access a transcript request, open the Colleges I'm Applying To list

Option 1: When using the plus (+) to add a new college, you can request a transcript during the process.

Naviance | Student

Cancel Add New College Application

STEP 1 Add Application STEP 2 Request Transcript

Which college are you applying to?
Australasian Maritime Institute

Colleges already in your application list would be unavailable for selection.

App type
Regular Decision

I'll submit my application
Direct to the institution

I've submitted my application

Add Application **ADD AND REQUEST TRANSCRIPT**

Naviance | Student

Home Courses Colleges Careers About Me My Planner

Colleges I'm applying to

Manage Transcripts Application Milestones Compare Me

+ REQUEST TRANSCRIPTS REMOVE

+ = extended profile available

	Type	Deadline	Expected Difficulty*	Transcripts	Office materials	Submission Type	Application
University	RD	Regular Decision 15	N/A	requested	Pending	?	Unknown EDIT MORE
University	RD	Regular Decision 15	N/A	requested	Pending		Unknown EDIT MORE
College e County	RD	Regular Decision	N/A	requested	Initial materials submitted		Unknown EDIT MORE

Option 2: The Request Transcripts option allows you to request a transcript for any of the colleges on your list.

Careers Page

Careers

Type a career

SEARCH

MORE CAREER SEARCH OPTIONS

1 Explore Careers and Interests

CAREERS AND CLUSTERS
I'm thinking about

Career Cluster Finder

Do What You Are

Career Key

Career Interest Profiler

2 Roadtrip Nation Interview Archive

0:00 / 2:54

What's in the Archive?

Roadtrip Nation has gone on **52 roadtrips** and interviewed **687 leaders** creating **5,340** videos on struggle, triumph, and self discovery that have been broken into **48 themes** and **29 interests**

Explore More

1. **Explore Careers and Interests:** Participate in career-related assessments and view your favorite careers and clusters.
2. **Roadtrip Nation Interview Archive:** Access over 5,000 videos that focus on various interests and themes related to careers.

Enhanced Career Pages

English Give feedback No new messages LOG OUT

Naviance | Student Home Courses Colleges Careers About Me My Planner

Back to Explore Careers and Clusters

CAREER

Registered Nurses

Favorite

Overview Knowledge and Skills Tasks and Activities Wages

Job Description

Assess patient health problems and needs, develop and implement nursing care plans, and maintain medical records. Administer nursing care to ill, injured, convalescent, or disabled patients; provide maintenance and disease prevention or provide case management. Licensing or registration required.

Interests - Holland Interest Code ICR

Social Social occupations frequently involve working with, communicating with, and teaching people. These occupations often involve helping or providing service to others.	Investigative Investigative occupations frequently involve working with ideas, and require an extensive amount of thinking. These occupations can involve searching for facts and figuring out problems mentally.	Conventional Conventional occupations frequently involve following set procedures and routines. These occupations can involve working with data and details more than with ideas. Usually, they require a good attention to detail.
---	---	---

Related Occupations

- Athletic Trainers
- Diagnostic Medical Sonographers
- Emergency Medical Technicians and Paramedics
- Medical Appliance Technicians
- Nuclear Medicine Technologists
- Physical Therapist Assistants
- Psychiatric Aides
- Psychiatric Technicians
- Radiation Therapists
- Radiologic Technologists

Source: O*Net and the Bureau of Labor Statistics, U.S. Department of Labor. O*Net™ is a trademark of the U.S. Department of Labor, Employment and Training Administration.

Enhanced career pages provide access to information on knowledge and skills, tasks and activities, and wages related to a specific career.

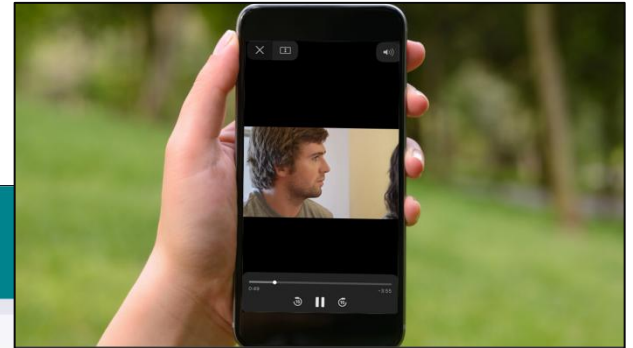
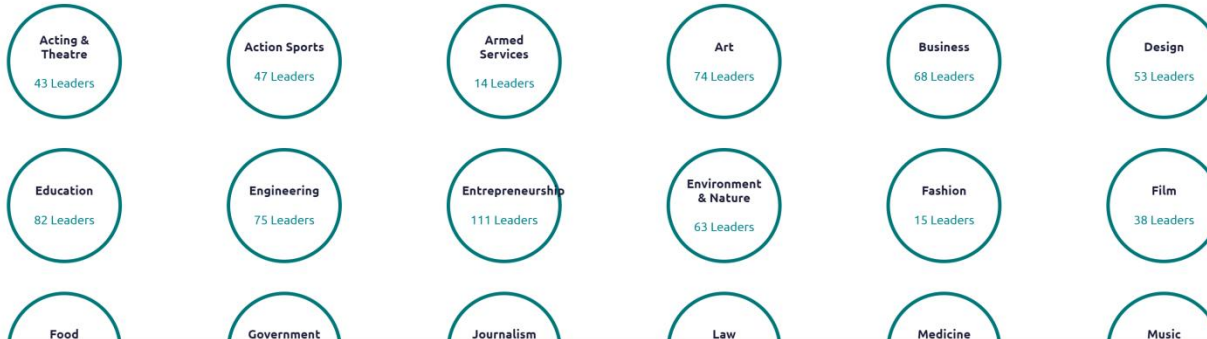
RTN Videos are Now Mobile-Compatible

Roadtrip Nation Interview Archive

Explore What's your road? **Interests** Themes Leaders Playlists



Find leaders that share your interests



After you've found videos of interest, you can watch them on any of your devices!

2 My Surveys

Surveys Progress

Next Step Plan Survey	IN PROGRESS
✓ Sample Survey	02/15/18 COMPLETED
✓ Sample Survey Q	03/15/18 COMPLETED

Surveys to Take

Art Programs Feedback

Course Selection Survey

Forsyth Test Survey

[See all Surveys](#)

3 My Assessments

Assessments in Progress

✓ Career Cluster Finder	100%
✓ Career Interest Profiler	100%
✓ Career key	100%
✓ Do What You Are	100%
✓ Learning Styles Inventory	100%
✓ MI Advantage	100%
✓ StrengthsExplorer	100%

Assessments to Take

You have no new assessments.

4 My Postsecondary Plans

COLLEGES
I'm thinking about

CAREERS AND CLUSTERS
I'm thinking about

Game Plan

5 My Journal

College Essay Draft 2B

Recommendation Letter from General Manager

Summer Job - Chic Fil A

[See all Journal Entries](#)

About Me Page

- 1. Accounts, Resumes, Test Scores & Portfolio:** Quickly access these areas related to your info.
- 2. My Surveys:** See your surveys in progress, their status, and ones that still need to be completed.
- 3. My Assessments:** See assessments in progress, a % completed, and any you still need to take.
- 4. My Postsecondary Plans:** Gain quick access to favorite colleges & careers, and the Game Plan.
- 5. My Journal:** View your most recent journal entries or click to see all of them.

New Resume Builder and Exporting Tools

Step 1: Add or Update Sections (Pink Plus to Add)

Step 2: Use the Download PDF or Download DOCX to edit or share the resume

Naviance | Student

Resume

Add/Update Sections Print/Export Resume

+

Objective MORE

Edit Remove

As a current lifeguard, I've been first aid and CPR certified. I have a passion for medicine and I'm hoping to expand my knowledge of nursing and medical sciences by volunteering my time for DC Hospital center.

Edit Remove

To become a veterinarian

+ Add new Objective

Summary MORE

Edit Remove

I have CPR training and am First Aid certified. I have served as a lifeguard for the community pool for 3 years. I am the Swimming and Diving team lead

+ Add new Summary

Work Experience MORE

Edit Remove

Assistant Lifeguard
Community Pool, Arlington, VA
June, 2017 - September, 2018
10 hours/week

Education MORE

Edit Remove

South High School, Arlington, VA
9
August, 2017 - Present
Currently a freshman student at Naviance Sales High School

Resume

Add/Update Sections Print/Export Resume

My Saved Resumes

Freshman Resume

Last Edited Feb 7, 2018

Edit

Download PDF

Download DOCX

Remove

Assessment Progress Indicators

Quickly realize any assessments you have not taken or need to complete.

The screenshot shows a user interface titled 'My Assessments'. It is divided into two sections: 'Assessments in Progress' and 'Assessments to Take'. The 'Assessments in Progress' section contains a list of seven assessments, each with a green checkmark icon, the assessment name, and a progress bar that is fully filled to 100%. The 'Assessments to Take' section is currently empty, displaying the message 'You have no new assessments.'

Assessment Name	Progress
✓ Career Cluster Finder	100%
✓ Career Interest Profiler	100%
✓ Career key	100%
✓ Do What You Are	100%
✓ Learning Styles Inventory	100%
✓ MI Advantage	100%
✓ StrengthsExplorer	100%

Assessments to Take

You have no new assessments.

My Planner Page

The screenshot displays the 'My Planner' interface with four numbered callouts:

- 1. Planner Tabs:** A navigation bar at the top with tabs for 'Overview', 'Goals', 'To-Do List', and 'Tasks Assigned to Me'.
- 2. Due Today:** A section titled 'Due Today' for 'Friday, Jul 27, 2018' showing a task: 'Apply for the 2018 Navigators Booster Club Scholarship' due Friday, Jul 27, 2018, assigned by Darrell Wagner.
- 3. Overdue:** A section titled 'Overdue' with a warning icon and the text 'These are overdue. Do them soon to stay on track.' It lists three items: a 'TO-DO' 'Email college counselor' due Friday Jul 20, 2018 (marked as done), and two 'TASK' items 'Complete 20 Hours of Community Service' due Sunday Jul 15, 2018 and Saturday Jul 15, 2017, both assigned by Kyli Bechold.
- 4. Upcoming Calendar:** A calendar view for 'JULY 2018' showing tasks on a grid. Tasks include 'Submit applications' on Mon 09, 'Complete 20 Hours of Community Servi...' on Fri 15, 'Email college counselor.' on Fri 20, and 'Apply for the 2018 Navigators Booster ...' on Sat 27.

- 1. *Planner Tabs:*** Quickly access, create and complete goals, to-dos, and tasks.
- 2. *Due Today:*** View which tasks or to-do's are up for completion on today's date.
- 3. *Overdue:*** View the to-do's and tasks that are overdue and work to complete them.
- 4. *Upcoming Calendar:*** See a calendar or list view of your upcoming month of tasks and to-do items.

Easily View and Complete Tasks

The screenshot shows a task management interface with the following elements highlighted by red boxes:

- Navigation:** Overview, Goals, To-Do List, **Tasks Assigned to Me** (selected).
- Task Header:** Complete 20 Hours of Community Service, Status: Overdue, **Ask a Question** (callout), **Raise Hand** (button).
- Due Date:** **DUE Saturday Jul 15, 2017** (calendar icon).
- Task Information:** Requirement: **REQUIRED**.
- Description:** You are required to complete 20 hours of community services per year and at the end of the year, you are required to write a short essay on your activity.
- File Upload:** Drop files or click to **Browse...**
- To-Dos:** + Define your next to-do
- Recent Updates:** Jessica Completed started task
- Comments:** Add a comment section with **My comment** (bullet point), a text input field (Start typing), and an **Add Comment** button.

Once viewing a task, find the due date, task requirement, comment section, area to ask a question, how to complete an assigned task, and add files, if needed. Some tasks will have a Completed button, if it can be completed manually.

Parents, What do you Need to Know?

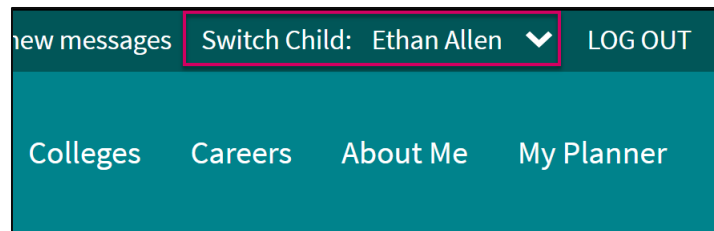
Log in using the same site URL as your student, simply use your own username/password combo.

When you log in, you will be able to view your students' Naviance Student environment. Not all components will be active or visible.

If you have more than one student in a school, use the **Switch Child** drop-down to easily change the student you are viewing.

You can add comments to tasks and journals that are visible to you.

View results for assessments like StrengthFinder, Do What You Are, and others.





Get Started using Naviance Student Today!

